

Fitting for top-running wooden doors up to 250 kg (551 lbs.), with surface mounted running track. Ceiling mounting.

Product highlights



Comfort

High quality, long-lasting friction bearing for quiet, smooth running, even with heavier weights



Flexibility

Steel suspension bracket for screw fixing or welding

Technical specifications



Max. 250 kg (551 lbs.)



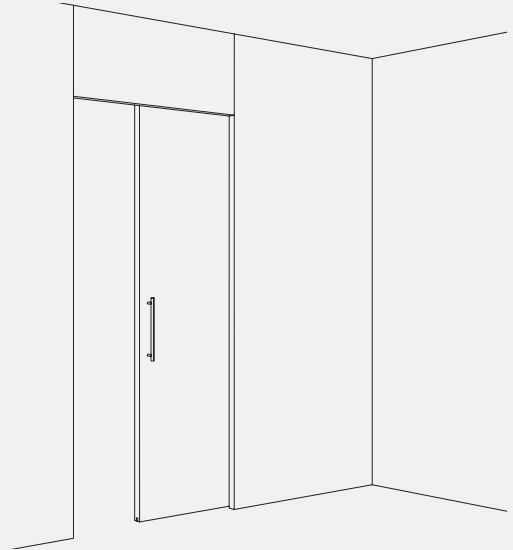
Max. 4000 mm (13'1 15/32")



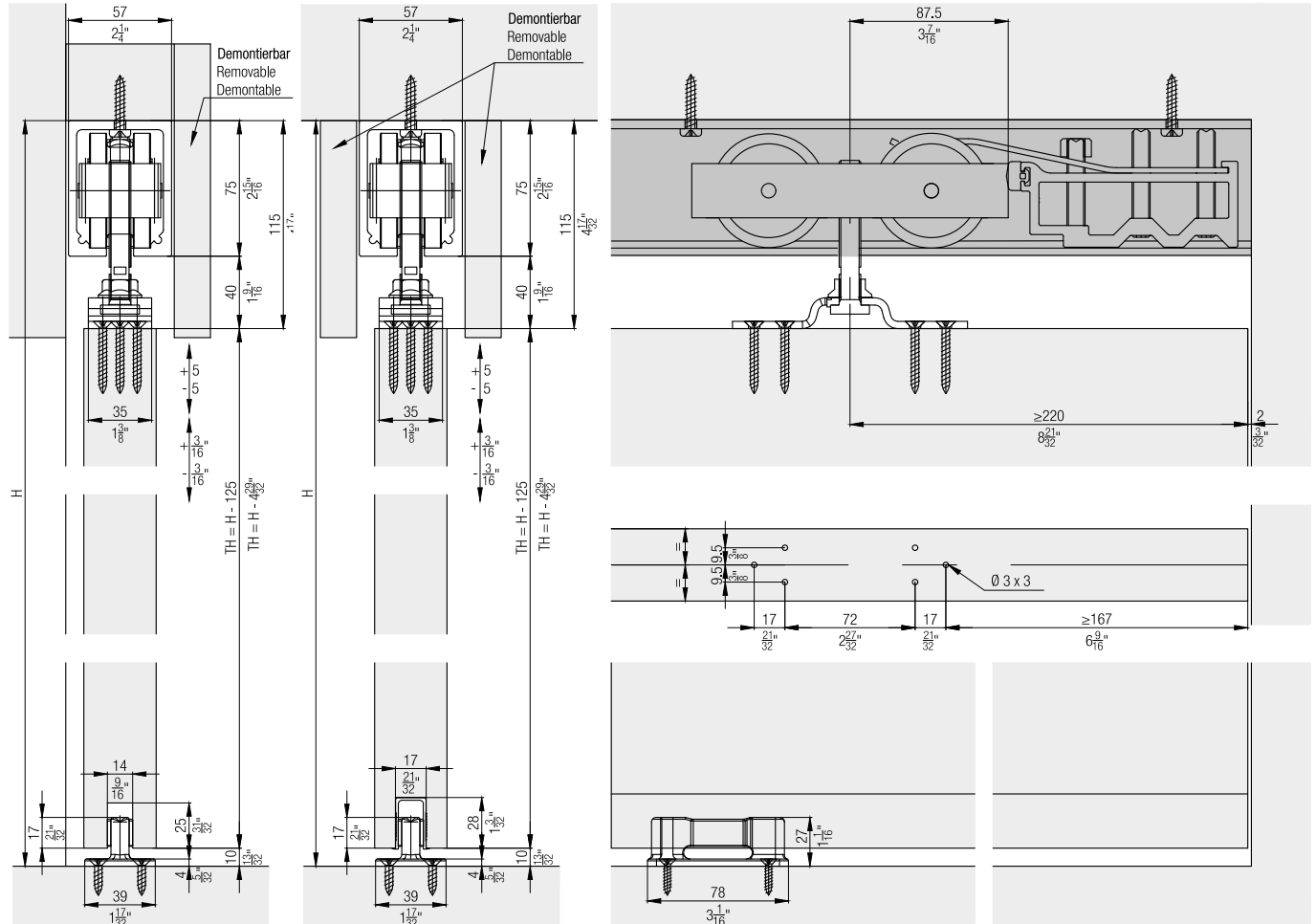
Max. 3000 mm (9'10 1/8")



35–80 mm (1 3/8" to 3 5/32")



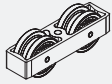
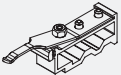

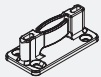

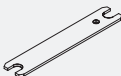
Installation examples



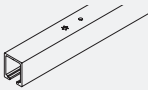
Set for 1 wooden door up to 250 kg (551 lbs.)

| | No. |
|------------------------------------------------------|-------|
| Hawa Junior 250 A, for 1 door | 20999 |
| Hawa Junior 250 A, with 2 track stoppers, for 1 door | 26045 |

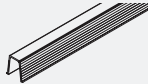
Set consisting of:

| | | 20999 | 26045 | No. |
|-------------------------------------------------------------------------------------|---------------------------------------------------------------------------------------|-------|-------|-------|
|  | Two-wheeled running gear, M12, plastic wheels | 2 | 2 | 20731 |
|  | Track stopper, with adjustable retention spring | 1 | 2 | 20995 |
|  | Top fixing plate, with suspension bolt M12 and fixing screws | 2 | 2 | 20992 |
|  | Bottom guide, zero tolerance, groove width 14 mm (9/16\" data-bbox="92 428 155 462"/> | 1 | 1 | 14711 |
|  | Rubber buffer, 29x11 mm (1 5/32\" data-bbox="108 478 140 502"/> | 1 | 1 | 13114 |
|  | Suspension assembly locking wrench | 1 | 1 | 14861 |




Running tracks

| | | mm (inch) | No. |
|-------------------------------------------------------------------------------------|------------------------------------------------|-------------------------------------------------------|-------|
|  | Running track, aluminum, anodized, pre-drilled | 4,000 (13' 1 15/32\" data-bbox="328 618 388 642"/> | 20988 |
| | | 6,000 (19' 8 7/32\" data-bbox="328 652 388 676"/> | 20612 |
| | | cut to size | 20990 |

Guide tracks

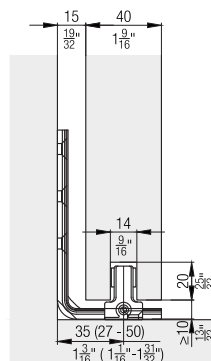
| | | mm (inch) | No. |
|-------------------------------------------------------------------------------------|--------------------------------------------------------|------------------------------------------------------|-------|
|  | Guide track, for groove mounting, plastic, 5-piece set | 3,000 (9' 10 1/8 \" data-bbox="328 775 388 799"/> | 14963 |

Accessories

| | | No. |
|-----------------------------------------------------------------------------------|-----------------------------------------------------------|-------|
|  | Bottom door stopper, with centering, stainless steel look | 21473 |
|  | Bottom door stopper, with centering, chrome-plated, matt | 20773 |
|  | Connecting pins to profiles, 2-piece set | 21347 |

Hawa Confort 160

The convenient solution for inadequate fastening options in brittle sub-floors or in the area of floor heating. This bottom guide is mounted on the wall. Details and accessories from page 476.


Accessories

- Hawa Junior bottom guides for wall mounting from page 476
- General accessories from page 487

Planning/execution

Further information about the product can be found on www.hawa.com.